

17 100m Backstroke Women Final

Official

13NZR 13 Years New Zealand Short Course Record **59.92** 2013-10-01 Gabrielle Fa'amausili UNIAK

14NZR 14 Years New Zealand Short Course Record **59.73** 2014-09-03 Gabrielle Fa'amausili UNIAK

NZR Open New Zealand Short Course **57.68** 2023-07-08 Helena Gasson

Show more

Entries Heats Summary



Total

Rank	Competitor	Age	Club	RT	PTS	Result
1	Gibson Isabelle	18	Baradene ...	0.65		1:00.04 Entry: 1:00.09 (-0.05)
	25m: 14.34	50m: 29.28 (14.94)	75m: 44.73 (15.45)			100m: 1:00.04 (15.31)
2	Glintmeyer Milan	15	Whangapar...	0.71		1:00.40 Entry: 1:00.49 (-0.09)
	25m: 14.03	50m: 29.01 (14.98)	75m: 44.79 (15.78)			100m: 1:00.40 (15.61)
3	Bray Amelia	17	Baradene ...	0.71		1:02.10 Entry: 1:02.19 (-0.09)
	25m: 14.83	50m: 30.44 (15.61)	75m: 46.48 (16.04)			100m: 1:02.10 (15.62)
4	Mihaka Pippa	17	Hamilton Gi...	0.62		1:02.61 Entry: 1:01.35 (+1.26)
	25m: 14.57	50m: 30.12 (15.55)	75m: 46.42 (16.30)			100m: 1:02.61 (16.19)
5	Asiata Danielle	17	Macleans C...	0.54		1:02.72 Entry: 1:02.72
	25m: 14.67	50m: 30.38 (15.71)	75m: 46.69 (16.31)			100m: 1:02.72 (16.03)
6	Menzies Laura	14	Rolleston C...	0.64		1:03.07 Entry: 1:04.52 (-1.45)
	25m: 15.22	50m: 30.65 (15.43)	75m: 47.01 (16.36)			100m: 1:03.07 (16.06)
7	Quayle Bridie	16	Villa Maria ...	0.71		1:03.09 Entry: 1:03.13 (-0.04)
	25m: 15.17	50m: 30.83 (15.66)	75m: 47.12 (16.29)			100m: 1:03.09 (15.97)
8	Liu Arissa	14	Pinehurst S...	0.56		1:03.46 Entry: 1:05.03 (-1.57)
	25m: 14.86	50m: 30.42 (15.56)	75m: 46.95 (16.53)			100m: 1:03.46 (16.51)
9	Peters Chloe	16	Sacred Hea...	0.66		1:04.44 Entry: 1:05.09 (-0.65)

25m: 15.14 50m: 31.40 (16.26) 75m: 47.88 (16.48)
100m: 1:04.44 (16.56)

10  **Lyles Jade** 13  **Pinehurst S...** 0.66 **1:04.78**
Entry: 1:06.22 (-1.44)

25m: 15.45 50m: 31.76 (16.31) 75m: 48.39 (16.63)
100m: 1:04.78 (16.39)

11  **Seymour Madeline** 16  **Waimea Co...** 0.66 **1:04.83**
Entry: 1:04.99 (-0.16)

25m: 15.14 50m: 30.87 (15.73) 75m: 47.72 (16.85)
100m: 1:04.83 (17.11)

12  **McLaren Kate** 17  **Iona College** 0.67 **1:05.18**
Entry: 1:05.14 (+0.04)

25m: 15.24 50m: 31.51 (16.27) 75m: 48.31 (16.80)
100m: 1:05.18 (16.87)

13  **Tobin Mackenzie** 13  **St Cuthbert'...** 0.71 **1:05.57**
Entry: 1:06.97 (-1.40)

25m: 15.37 50m: 31.85 (16.48) 75m: 48.91 (17.06)
100m: 1:05.57 (16.66)

14  **Bendall Emma** 16  **Tararua Col...** 0.69 **1:05.96**
Entry: 1:06.54 (-0.58)

25m: 15.75 50m: 32.39 (16.64) 75m: 49.60 (17.21)
100m: 1:05.96 (16.36)

15  **Stringer Paige** 15  **Waikato Di...** 0.65 **1:06.14**
Entry: 1:06.41 (-0.27)

25m: 15.55 50m: 31.98 (16.43) 75m: 48.99 (17.01)
100m: 1:06.14 (17.15)

16  **Miller Xanthe** 16  **Diocesan S...** 0.69 **1:06.16**
Entry: 1:06.36 (-0.20)

25m: 15.69 50m: 32.08 (16.39) 75m: 49.17 (17.09)
100m: 1:06.16 (16.99)

17  **Dodunski Frankie** 15  **Diocesan S...** 0.74 **1:06.52**
Entry: 1:06.44 (+0.08)

25m: 15.41 50m: 32.01 (16.60) 75m: 49.27 (17.26)
100m: 1:06.52 (17.25)

18  **Newman Taylor** 14  **Gisborne G...** 0.64 **1:06.53**
Entry: 1:08.54 (-2.01)


25m: 14.94 50m: 31.20 (16.26) 75m: 48.97 (17.77)
100m: 1:06.53 (17.56)

19  **McLaren Anna** 17  **Iona College** 0.66 **1:06.67**
Entry: 1:06.38 (+0.29)







25m: 15.94 50m: 32.79 (16.85) 75m: 49.83 (17.04)
100m: 1:06.67 (16.84)

20  **Yamagami Kiri** 15  **Botany Do...** 0.67 **1:06.68**
Entry: 1:06.41 (+0.27)



25m: 15.03 50m: 31.60 (16.57) 75m: 49.05 (17.45)
100m: 1:06.68 (17.63)

21  **Tongalea Mila** 13  **St Cuthbert'...** 0.61 **1:06.86**
Entry: 1:08.36 (-1.50)



25m: 15.08 50m: 31.94 (16.86) 75m: 49.52 (17.58)
100m: 1:06.86 (17.34)

22	 Yule Helena	13	 Rangitoto C...	0.63	1:07.07 Entry: 1:06.94 (+0.13)
	25m: 15.96 100m: 1:07.07 (17.16)	50m: 32.59 (16.63)	75m: 49.91 (17.32)		
23	 Rawson Alanna	14	 Waikato Di...	0.62	1:07.08 Entry: 1:10.80 (-3.72)
	25m: 15.12 100m: 1:07.08 (17.47)	50m: 31.90 (16.78)	75m: 49.61 (17.71)		
24	 Riley Ariella	16	 Waikato Di...	0.68	1:07.16 Entry: 1:09.96 (-2.80)
	25m: 16.48 100m: 1:07.16 (16.78)	50m: 33.16 (16.68)	75m: 50.38 (17.22)		
25	 Gray Michaela	15	 Paraparau...	0.70	1:07.21 Entry: 1:06.06 (+1.15)
	25m: 15.48 100m: 1:07.21 (16.95)	50m: 32.64 (17.16)	75m: 50.26 (17.62)		
26	 Skidmore Evie	17	 Woodford ...	0.76	1:07.36 Entry: 1:08.19 (-0.83)
	25m: 15.98 100m: 1:07.36 (17.30)	50m: 32.79 (16.81)	75m: 50.06 (17.27)		
27	 Bates Olivia	16	 Epsom Girl...	0.80	1:07.37 Entry: 1:08.63 (-1.26)
	25m: 16.31 100m: 1:07.37 (16.78)	50m: 33.41 (17.10)	75m: 50.59 (17.18)		
28	 Smith Pene	16	 Avonside G...	0.68	1:07.47 Entry: 1:08.36 (-0.89)
	25m: 15.25 100m: 1:07.47 (18.08)	50m: 31.93 (16.68)	75m: 49.39 (17.46)		
29	 Ealam-Smith Bella	16	 Villa Maria ...	0.60	1:07.69 Entry: 1:06.51 (+1.18)
	25m: 15.64 100m: 1:07.69 (17.65)	50m: 32.60 (16.96)	75m: 50.04 (17.44)		
30	 Lomax Ella	14	 Christchurc...	0.76	1:07.76 Entry: 1:08.48 (-0.72)
	25m: 16.42 100m: 1:07.76 (16.95)	50m: 33.25 (16.83)	75m: 50.81 (17.56)		
31	 Skidmore Millie	14	 Woodford ...	0.73	1:07.90 Entry: 1:09.59 (-1.69)
	25m: 15.97 100m: 1:07.90 (16.92)	50m: 33.15 (17.18)	75m: 50.98 (17.83)		
32	 Bao Eileena	17	 Rangitoto C...	0.60	1:08.02 Entry: 1:08.67 (-0.65)
	25m: 15.87 100m: 1:08.02 (17.57)	50m: 32.89 (17.02)	75m: 50.45 (17.56)		
32	 Bray Sofia	16	 Baradene ...	0.71	1:08.02 Entry: 1:06.30 (+1.72)
	25m: 15.92 100m: 1:08.02 (18.11)	50m: 32.51 (16.59)	75m: 49.91 (17.40)		
34	 Lyles Jasmine	17	 Pinehurst S...	0.60	1:08.14 Entry: 1:09.21 (-1.07)

25m: 15.68 50m: 32.80 (17.12) 75m: 50.23 (17.43)
100m: 1:08.14 (17.91)

35  **Nelson Holly** 16  **Rangitoto C...** 0.68 **1:08.36**
Entry: 1:07.34 (+1.02)

25m: 16.20 50m: 32.93 (16.73) 75m: 50.35 (17.42)
100m: 1:08.36 (18.01)

36  **Molloy Kate** 17  **Havelock N...** 0.62 **1:08.46**
Entry: 1:08.65 (-0.19)

25m: 15.50 50m: 32.69 (17.19) 75m: 50.80 (18.11)
100m: 1:08.46 (17.66)

36  **Grenfell Annabel** 16  **Nelson Coll...** 0.65 **1:08.46**
Entry: 1:07.31 (+1.15)

25m: 16.42 50m: 33.46 (17.04) 75m: 50.80 (17.34)
100m: 1:08.46 (17.66)

38  **Ferguson Ariana** 16  **Rangiora Hi...** 0.62 **1:08.55**
Entry: 1:11.11 (-2.56)


25m: 15.39 50m: 32.03 (16.64) 75m: 50.09 (18.06)
100m: 1:08.55 (18.46)

39  **Barnes Macey** 15  **Rangiora Hi...** 0.69 **1:08.56**
Entry: 1:08.36 (+0.20)



25m: 15.78 50m: 32.91 (17.13) 75m: 50.58 (17.67)
100m: 1:08.56 (17.98)

40  **Shaw Vivienne** 16  **Marian Coll...** 0.62 **1:08.58**
Entry: 1:07.89 (+0.69)

25m: 16.50 50m: 33.26 (16.76) 75m: 50.87 (17.61)
100m: 1:08.58 (17.71)

41  **Loomes Maya** 17  **Avondale C...** 0.60 **1:08.76**
Entry: 1:06.59 (+2.17)

25m: 15.63 50m: 32.97 (17.34) 75m: 50.85 (17.88)
100m: 1:08.76 (17.91)

42  **Riley Indiana** 16  **Waikato Di...** 0.70 **1:08.77**
Entry: 1:10.49 (-1.72)


25m: 16.32 50m: 33.69 (17.37) 75m: 51.26 (17.57)
100m: 1:08.77 (17.51)

43  **Iosefa Jordan** 14  **Saint Kenti...** 0.58 **1:08.85**
Entry: 1:07.75 (+1.10)



25m: 16.34 50m: 33.25 (16.91) 75m: 50.73 (17.48)
100m: 1:08.85 (18.12)

44  **Neal Audrey** 16  **Pinehurst S...** 0.68 **1:08.93**
Entry: 1:08.06 (+0.87)

25m: 16.05 50m: 33.04 (16.99) 75m: 50.99 (17.95)
100m: 1:08.93 (17.94)

45  **Faeamani Carolann** 16  **St Dominic...** 0.65 **1:08.97**
Entry: 1:10.79 (-1.82)

25m: 16.07 50m: 33.57 (17.50) 75m: 51.15 (17.58)
100m: 1:08.97 (17.82)

46  **Wyatt Hayley** 13  **Rangitoto C...** 0.62 **1:09.01**
Entry: 1:10.34 (-1.33)



25m: 16.19 50m: 33.64 (17.45) 75m: 51.51 (17.87)
100m: 1:09.01 (17.50)

47	 Roberts Arianna	17	 Tauranga G...	0.79	1:09.02 Entry: 1:08.25 (+0.77)
	25m: 15.91 100m: 1:09.02 (17.92)	50m: 33.23 (17.32)	75m: 51.10 (17.87)		
48	 Knight Kayla	15	 Baradene ...	0.95	1:09.11 Entry: 1:08.23 (+0.88)
	25m: 16.49 100m: 1:09.11 (17.75)	50m: 33.64 (17.15)	75m: 51.36 (17.72)		
49	 Ding Cloris	13	 St Cuthbert'...	0.70	1:09.18 Entry: 1:09.23 (-0.05)
	25m: 16.08 100m: 1:09.18 (17.71)	50m: 33.47 (17.39)	75m: 51.47 (18.00)		
50	 Jenkins Alivia	16	 Tauranga G...	0.72	1:09.40 Entry: 1:09.90 (-0.50)
	25m: 16.33 100m: 1:09.40 (17.65)	50m: 33.71 (17.38)	75m: 51.75 (18.04)		
51	 Carter Violet	14	 Freyberg Hi...	0.71	1:09.44 Entry: 1:09.59 (-0.15)
	25m: 16.41 100m: 1:09.44 (17.63)	50m: 33.47 (17.06)	75m: 51.81 (18.34)		
52	 Marshall Lilaina	17	 Mt Albert G...	0.71	1:09.62 Entry: 1:08.54 (+1.08)
	25m: 16.18 100m: 1:09.62 (17.93)	50m: 33.62 (17.44)	75m: 51.69 (18.07)		
53	 Uta'i Elena-Rhys	15	 Mt Albert G...	0.62	1:09.80 Entry: 1:07.19 (+2.61)
	25m: 15.92 100m: 1:09.80 (18.45)	50m: 33.22 (17.30)	75m: 51.35 (18.13)		
54	 Li Zhongrui	13	 Glendowie ...	0.80	1:09.87 Entry: 1:09.19 (+0.68)
	25m: 16.62 100m: 1:09.87 (17.92)	50m: 34.05 (17.43)	75m: 51.95 (17.90)		
55	 Lander Ashley	15	 St Paul's C...	0.69	1:09.90 Entry: 1:09.25 (+0.65)
	25m: 16.84 100m: 1:09.90 (17.99)	50m: 34.14 (17.30)	75m: 51.91 (17.77)		
56	 Anderson Peneha Anika	16	 Queen Mar...	0.67	1:09.91 Entry: 1:10.42 (-0.51)
	25m: 16.64 100m: 1:09.91 (17.70)	50m: 34.43 (17.79)	75m: 52.21 (17.78)		
57	 Van Vliet Madelene	14	 Tauranga G...	0.69	1:10.05 Entry: 1:10.72 (-0.67)
	25m: 16.43 100m: 1:10.05 (18.05)	50m: 33.67 (17.24)	75m: 52.00 (18.33)		
58	 Leeds Indy	13	 Rangi Ruru...	0.71	1:10.21 Entry: 1:12.27 (-2.06)
	25m: 16.58 100m: 1:10.21 (17.94)	50m: 33.94 (17.36)	75m: 52.27 (18.33)		
59	 Strydom Lome	16	 Tuakau Col...	0.68	1:10.30 Entry: 1:08.88 (+1.42)


25m: 16.22 50m: 33.47 (17.25) 75m: 51.81 (18.34)
100m: 1:10.30 (18.49)

60  **Orbell Erika** 15  **Western Sp...** 0.63 **1:10.50**
Entry: 1:09.72 (+0.78)



25m: 16.70 50m: 34.13 (17.43) 75m: 52.64 (18.51)
100m: 1:10.50 (17.86)

61  **Devoy Charlotte** 14  **Aquinas Co...** 0.65 **1:10.59**
Entry: 1:12.60 (-2.01)



25m: 16.35 50m: 33.61 (17.26) 75m: 52.04 (18.43)
100m: 1:10.59 (18.55)

62  **Sampson Millie** 16  **Hutt Valley ...** 0.78 **1:10.68**
Entry: 1:11.81 (-1.13)



25m: 16.53 50m: 34.00 (17.47) 75m: 52.68 (18.68)
100m: 1:10.68 (18.00)

63  **Rudge Zyanja** 14  **Lytton High...** 0.79 **1:10.78**
Entry: 1:11.27 (-0.49)



25m: 16.48 50m: 34.18 (17.70) 75m: 52.61 (18.43)
100m: 1:10.78 (18.17)

64  **Fletcher Emma** 16  **St Paul's C...** 0.68 **1:11.00**
Entry: 1:11.36 (-0.36)



25m: 16.52 50m: 33.85 (17.33) 75m: 52.18 (18.33)
100m: 1:11.00 (18.82)

65  **Nadilo Marina** 15  **Queen Mar...** 0.80 **1:11.04**
Entry: 1:07.99 (+3.05)



25m: 16.19 50m: 33.66 (17.47) 75m: 52.35 (18.69)
100m: 1:11.04 (18.69)

66  **Buissinne Kezia** 16  **Rangitoto C...** 0.80 **1:11.17**
Entry: 1:11.57 (-0.40)



25m: 16.81 50m: 34.83 (18.02) 75m: 53.14 (18.31)
100m: 1:11.17 (18.03)

67  **Carter Scout** 16  **Palmerston...** 0.77 **1:11.21**
Entry: 1:11.24 (-0.03)



25m: 16.94 50m: 34.57 (17.63) 75m: 53.17 (18.60)
100m: 1:11.21 (18.04)

68  **Buissinne Alexis** 16  **Rangitoto C...** 0.80 **1:11.40**
Entry: 1:10.72 (+0.68)



25m: 16.93 50m: 34.96 (18.03) 75m: 53.38 (18.42)
100m: 1:11.40 (18.02)

69  **Dresner Renee** 13  **Tauranga G...** 0.86 **1:11.48**
Entry: 1:11.65 (-0.17)






25m: 16.29 50m: 33.93 (17.64) 75m: 52.75 (18.82)
100m: 1:11.48 (18.73)

70  **Botti Maya** 14  **Epsom Girl...** 0.63 **1:11.51**
Entry: 1:13.03 (-1.52)

25m: 16.53 50m: 34.69 (18.16) 75m: 53.07 (18.38)
100m: 1:11.51 (18.44)

71  **Bradford Lara** 14  **Cromwell C...** 0.72 **1:11.52**
Entry: 1:09.98 (+1.54)

25m: 16.81 50m: 34.86 (18.05) 75m: 53.30 (18.44)
100m: 1:11.52 (18.22)

72	 Kinsella Eva	16	 Gisborne G...	0.73	1:11.74 Entry: 1:11.69 (+0.05)
	25m: 16.50 100m: 1:11.74 (19.24)	50m: 34.06 (17.56)	75m: 52.50 (18.44)		
73	 Duly Molly	15	 Napier Girl...	0.69	1:12.01 Entry: 1:09.75 (+2.26)
	25m: 16.25 100m: 1:12.01 (18.71)	50m: 34.46 (18.21)	75m: 53.30 (18.84)		
73	 Campbell Emma	15	 Timaru Girl...	0.80	1:12.01 Entry: 1:12.94 (-0.93)
	25m: 16.97 100m: 1:12.01 (18.55)	50m: 34.84 (17.87)	75m: 53.46 (18.62)		
75	 Donnelly Emma	14	 Taradale Hi...	0.68	1:12.03 Entry: 1:14.99 (-2.96)
	25m: 16.80 100m: 1:12.03 (18.25)	50m: 34.59 (17.79)	75m: 53.78 (19.19)		
75	 Jarrett Lani	15	 St Paul's C...	0.69	1:12.03 Entry: 1:09.89 (+2.14)
	25m: 17.34 100m: 1:12.03 (18.33)	50m: 35.25 (17.91)	75m: 53.70 (18.45)		
77	 Winn Emma	16	 Mt Albert G...	0.77	1:12.06 Entry: 1:11.86 (+0.20)
	25m: 16.82 100m: 1:12.06 (19.04)	50m: 34.34 (17.52)	75m: 53.02 (18.68)		
78	 Miller Isabella	15	 Otago Girls...	0.69	1:12.07 Entry: 1:11.02 (+1.05)
	25m: 16.82 100m: 1:12.07 (18.64)	50m: 34.50 (17.68)	75m: 53.43 (18.93)		
79	 Gilmour Evie	14	 St Hilda's C...	0.74	1:12.20 Entry: 1:14.14 (-1.94)
	25m: 16.66 100m: 1:12.20 (18.83)	50m: 34.65 (17.99)	75m: 53.37 (18.72)		
80	 Wadham Scarlett	13	 St Matthew'...	0.65	1:12.25 Entry: 1:10.26 (+1.99)
	25m: 16.25 100m: 1:12.25 (19.38)	50m: 34.08 (17.83)	75m: 52.87 (18.79)		
81	 Marsden Tiana	16	 Woodford ...	0.67	1:12.30 Entry: 1:11.63 (+0.67)
	25m: 16.01 100m: 1:12.30 (19.45)	50m: 33.93 (17.92)	75m: 52.85 (18.92)		
82	 Wilson Bella	15	 Ashburton ...	0.78	1:12.73 Entry: 1:13.17 (-0.44)
	25m: 17.78 100m: 1:12.73 (17.60)	50m:	75m: 55.13 (55.13)		
83	 Burgess Kate	14	 Avonside G...	0.77	1:12.75 Entry: 1:12.59 (+0.16)
	25m: 17.24 100m: 1:12.75 (18.38)	50m: 35.21 (17.97)	75m: 54.37 (19.16)		
84	 Williams Tia	14	 Baradene ...	0.71	1:12.76 Entry: 1:10.79 (+1.97)

25m: 16.19 50m: 34.23 (18.04) 75m: 53.35 (19.12)
100m: 1:12.76 (19.41)

85  **Tuohy Milla** 14  **Long Bay C...** 0.78 **1:12.90**
Entry: 1:14.91 (-2.01)

25m: 16.99 50m: 35.47 (18.48) 75m: 54.53 (19.06)
100m: 1:12.90 (18.37)

86  **Maltai-Spence Sophia** 14  **Mt Maunga...** 0.69 **1:13.12**
Entry: 1:12.05 (+1.07)

25m: 17.11 50m: 35.57 (18.46) 75m: 54.42 (18.85)
100m: 1:13.12 (18.70)

87  **Hay Gemma** 14  **Waikato Di...** 0.69 **1:13.20**
Entry: 1:14.36 (-1.16)

25m: 17.01 50m: 35.11 (18.10) 75m: 54.25 (19.14)
100m: 1:13.20 (18.95)

88  **Calcott Ashley** 15  **Hillcrest Hi...** 0.67 **1:13.25**
Entry: 1:13.39 (-0.14)

25m: 17.45 50m: 35.73 (18.28) 75m: 54.53 (18.80)
100m: 1:13.25 (18.72)

89  **Bowskill Charlotte** 15  **ACG Strath...** 0.70 **1:13.33**
Entry: 1:14.00 (-0.67)

25m: 16.69 50m: 34.84 (18.15) 75m: 54.12 (19.28)
100m: 1:13.33 (19.21)

90  **Brown Elsie** 13  **Rangitoto C...** 0.78 **1:13.36**
Entry: 1:10.42 (+2.94)

25m: 17.56 50m: 36.21 (18.65) 75m: 54.89 (18.68)
100m: 1:13.36 (18.47)

91  **Welsh Charlotte** 13  **Westlake G...** 0.86 **1:13.62**
Entry: 1:15.43 (-1.81)

25m: 17.24 50m: 35.65 (18.41) 75m: 54.75 (19.10)
100m: 1:13.62 (18.87)

92  **Grenfell Charli** 15  **St Matthew'...** 0.60 **1:13.73**
Entry: 1:11.49 (+2.24)

25m: 16.56 50m: 34.75 (18.19) 75m: 54.13 (19.38)
100m: 1:13.73 (19.60)

93  **Roscoe Tahlia** 14  **Tauranga G...** 0.72 **1:13.94**
Entry: 1:12.50 (+1.44)

25m: 17.01 50m: 35.46 (18.45) 75m: 54.52 (19.06)
100m: 1:13.94 (19.42)

94  **Gear Ellie** 14  **Mt Albert G...** 0.86 **1:14.09**
Entry: 1:15.22 (-1.13)

25m: 17.54 50m: 36.18 (18.64) 75m: 55.45 (19.27)
100m: 1:14.09 (18.64)

95  **McCutcheon Christina** 13  **Central Ha...** 0.65 **1:14.23**
Entry: 1:14.56 (-0.33)

25m: 17.21 50m: 35.91 (18.70) 75m: 55.06 (19.15)
100m: 1:14.23 (19.17)

96  **Arvidson Leah** 13  **Rangitoto C...** 0.66 **1:14.26**
Entry: 1:16.92 (-2.66)

25m: 17.06 50m: 35.29 (18.23) 75m: 54.81 (19.52)
100m: 1:14.26 (19.45)

97	 Rollo Elysia	13	 St Ignatius ...	0.73	1:14.27 Entry: 1:16.15 (-1.88)
	25m: 17.63 100m: 1:14.27 (18.85)	50m: 36.04 (18.41)	75m: 55.42 (19.38)		
98	 London Lily	17	 Western He...	0.75	1:14.28 Entry: 1:10.83 (+3.45)
	25m: 17.18 100m: 1:14.28 (19.28)	50m: 35.71 (18.53)	75m: 55.00 (19.29)		
99	 Maekawa Linna	14	 Takapuna ...	0.70	1:14.31 Entry: 1:14.46 (-0.15)
	25m: 16.97 100m: 1:14.31 (19.39)	50m: 35.76 (18.79)	75m: 54.92 (19.16)		
100	 Yarrell-Stevenson Henrietta	13	 Diocesan S...	0.77	1:14.36 Entry: 1:15.92 (-1.56)
	25m: 17.21 100m: 1:14.36 (19.10)	50m: 35.66 (18.45)	75m: 55.26 (19.60)		
101	 Icetone Emma	14	 New Plymo...	0.63	1:14.40 Entry: 1:15.70 (-1.30)
	25m: 17.67 100m: 1:14.40 (19.45)	50m: 35.82 (18.15)	75m: 54.95 (19.13)		
102	 Kolevski Payton	13	 Stratford Hi...	0.64	1:14.98 Entry: 1:13.71 (+1.27)
	25m: 17.19 100m: 1:14.98 (19.35)	50m: 35.80 (18.61)	75m: 55.63 (19.83)		
103	 Olsen-Vetland Ellie	14	 South Otag...	0.80	1:15.86 Entry: 1:14.68 (+1.18)
	25m: 17.35 100m: 1:15.86 (19.52)	50m: 36.14 (18.79)	75m: 56.34 (20.20)		
104	 Smith Lily	14	 Tauranga G...	0.78	1:16.61 Entry: 1:14.57 (+2.04)
	25m: 17.66 100m: 1:16.61 (19.88)	50m: 36.54 (18.88)	75m: 56.73 (20.19)		
-	 Doak Charlotte	15	 Ashburton ...		DNS
-	 Kim Julia	17	 Westlake G...	0.78	DSQ
-	 Chote Trelise	17	 Tauranga G...	0.67	DSQ
-	 Limoni Luseane Latai	13	 St Mary's C...	0.63	DSQ
-	 Tang Winnie	13	 Rangitoto C...	0.74	DSQ